

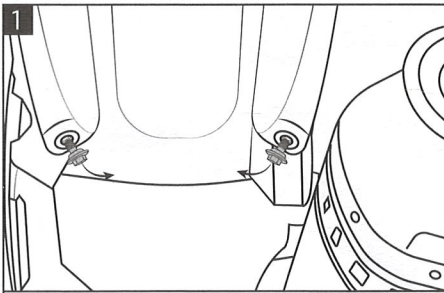
TIREM-DRE BELT CINGHIA TIREM-DRE

ACERBIS PARTS

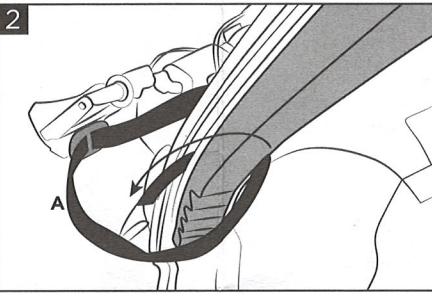


A - (1 PCS)

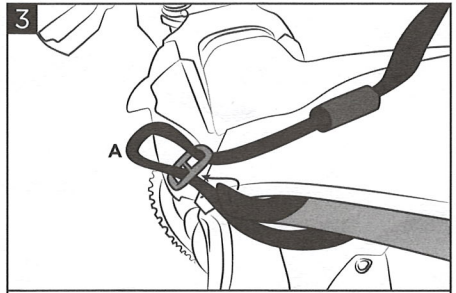
ASSEMBLY POSSIBLE ONLY WITH LICENSE PLATE HOLDER FIXED TO THE FENDER THROUGH SCREWS
MONTAGGIO POSSIBILE SOLO CON PORTATARGA FISSATO AL PARAFANGO TRAMITE VITI



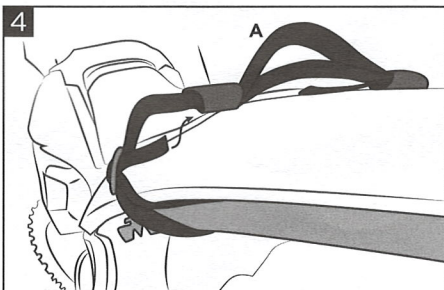
1
Remove the original screws holding the license plate.
Rimuovere le viti originali che fissano il portatarga.



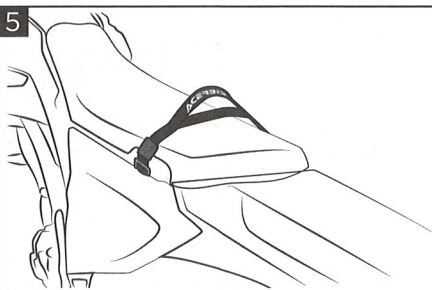
2
Pass the two ends of the belt (A) around the license plate holder following the direction indicated in the figure.
Far passare le due estremità della cinghia (A) attorno al portatarga seguendo la direzione indicata in figura.



3
Pass the end of the belt (A) through slot of both buckles, right and left. Follow the instruction in the figure.
Fare passare l'estremità della cinghia (A) nella fessura di entrambe le fibbie, destra e sinistra. Seguire l'indicazione in figura.



4
Adjust the belt (A) to the tension desired and insert it into the elastic to hold it in position. If the belt is too much long cut it.
Regolare la cinghia (A) alla tensione desiderata ed inserirla nell'elastico per tenerla in posizione. Se la cinghia risultasse troppo lunga tagliarla.



5
Screw the original screws back into the license plate holder and make sure that the belt is steady.
Riavvitare le viti originali nel portatarga e assicurarsi che la cinghia sia ben salda.

WARNING!

Use Acerbis' products at your own risk. Check the safety of your device before you ride. Be sure that you follow the instructions for installing the Acerbis' products. Do not ride if there is missing or damaged hardware. If this is the case, take the item immediately back to your dealer. Make sure the throttle and other controls are free every time you ride. Not following these instructions and warnings could lead to interference with the controls, loss of control, and accidents. Acerbis recommends that installation must be done by a licensed mechanic and that only Acerbis' original parts are used during installation. Acerbis makes no guarantees or representations, express or implied, regarding the fitment of its product for any particular purpose. Acerbis makes no guarantees or representations, express or implied, regarding the extent to which its products protect individuals or property from injury or death or damage.

EUROPE

ACERBIS ITALIA S.P.A.
VIA SERIO, 37
24021 ALBINO (BG)
ITALY

U.S.A.

ACERBIS U.S.A. INC.
MAIL P.O. BOX 2030
SUN VALLEY, ID 83353
SHIP 110 LINDAY CIRCLE
KETCHUM, ID 83340
U.S.A.

UNITED KINGDOM

ACERBIS U.K LTD
UNIT 4 DUNFERMLINE COURT,
KINGSTON, MILTON KEYNES
MK10 0BY
GREAT BRITAIN